

What part of a sculpture found in the church is a common symbol of death?

HINT: Look at the tombs in the Harvey Chapel.



Draw it here

How many stone arches can you see in the church ?



On the walls in the chancel are a number of memorial plaques for members of the Bouverie family.

One is different to all the others Who does it remember ?

We hope you have enjoyed our Church Activity Trail and were able to answer all the questions.

You can check if you were right by visiting our website — www.hardingstonechurch.co.uk/join_in or by checking the answer sheet on the display boards near the tower.

St. Edmund's Church, Hardingstone

Activity Trail

Parts of St Edmund's Church date back to the 13th century and there may well have been an earlier building here as early as 1084. Please explore the church to find the answers to our activity quiz trail.




Before you go inside ...



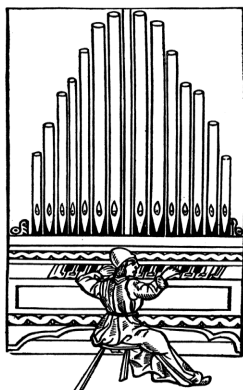
What type of trees line the church path?

Can you find this ?
What was it used for ?



Show the time the church clock stopped.

Draw the shape of the carved stone windows in the north aisle

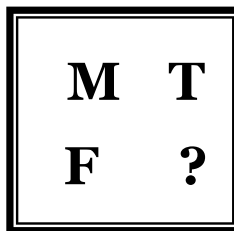



What musical instrument can you find in the chancel ?



Can you find the marble memorial created in the 1700s by the Dutch sculptor Michael Rysbrack — who is the lady shown on it ?

Whereabouts in the church might you find a sword?



What letter is missing?

HINT: Look down under your feet

What is the middle name of William Jones and during which war did he die ?

HINT: find a wooden memorial in the south aisle.



What is the name of the saint shown with St. Edmund in the painted glass window?

Who was the first vicar of Hardingstone ? And when did he become the vicar ?



HINT: Find this to help ...

Can you draw the font?
How many sides does it have?